

Butterfly Valve Type 56 (Manual Type)

Features

-Easy switching from gear type to automatic valve.



Basic specifications

- Valve Type	:	Butterfly Valve Type 56
- Size	:	400 mm (16 inch)
- Body Material	:	PP (Conforming to ASTM D4101 Cell Classification PP0110B67272) PVDF (Conforming to ASTM D3222 Cell Classification Type II)
- Seal Material / Seat	:	EPDM, FKM, etc.
- Connection / Wafer	:	JIS B2220 10K, DIN/EN1092-1 PN10, ANSI B16.5 CLASS150

	FLUID TEMPERATURE °C {°F}	WORKING PRESSURE (NORMAL TEMPERATURE) MPa {psi}	DESIGN PRESSURE (NORMAL TEMPERATURE) MPa {psi}
		FOR WAFER	FOR WAFER
PP	-20 ~ 80 { -5~175 }	0.6 { 85 }	1.0 { 15 }
PVDF	-20 ~ 120 { -5~250 }	0.6 { 85 }	1.0 { 15 }

Note: The maximum working pressure is the value including the water hammer pressure.
Be careful that the maximum working pressure is not exceeded during use.

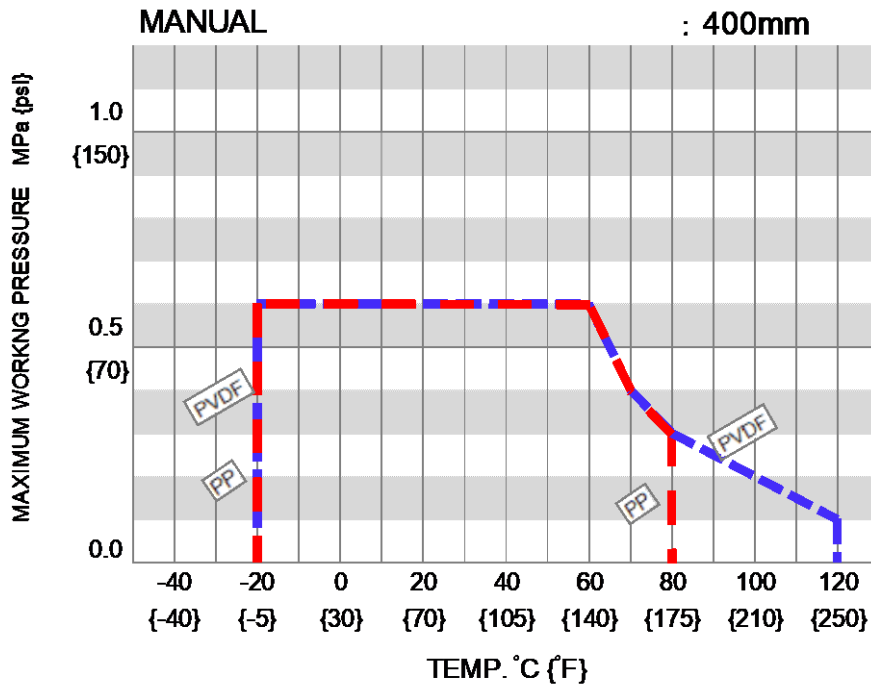
* Concerning the allowable pressure for each temperature and material, see the technical documents at the next page of this sheet.

Certificate / Approval

PED

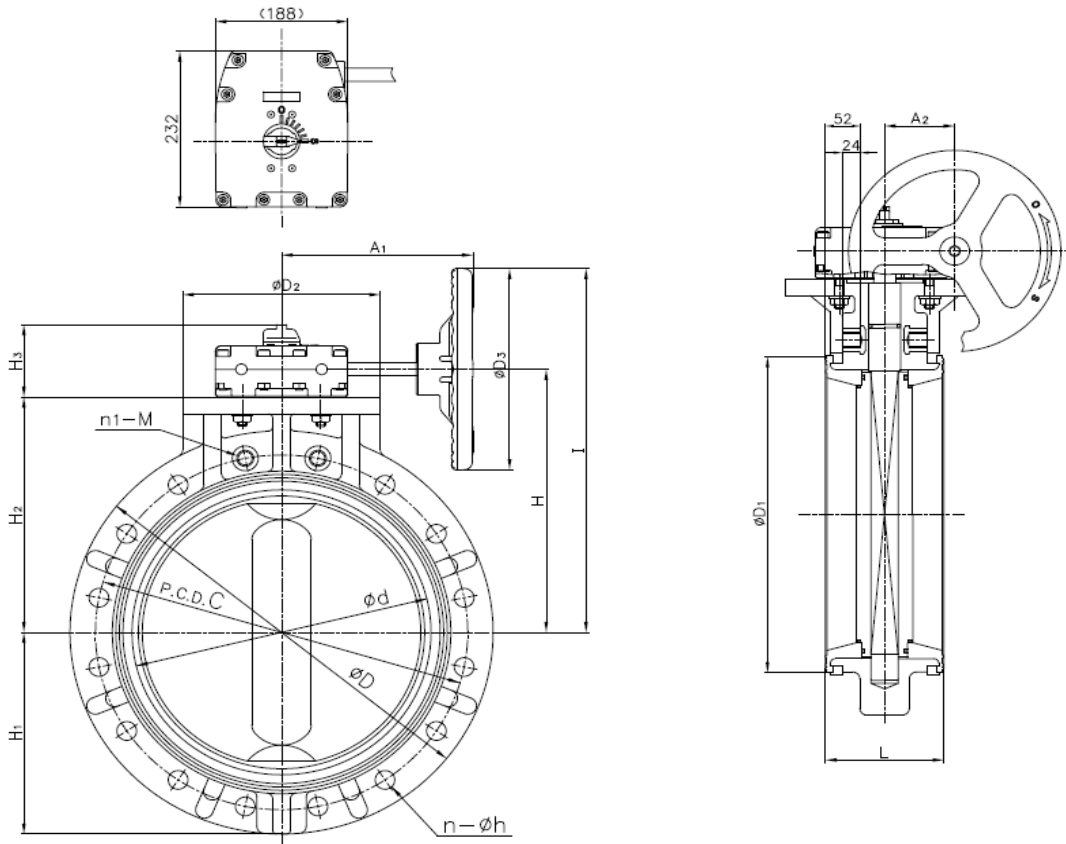
“For details of applicable products, please consult us.”

Working pressure vs. Temperature



Note: Make sure that the temperature and pressure are within the working range during operation.
 (If the tolerance range is exceeded during use, the valve may be damaged.)

Product dimension
[GEAR TYPE]



■ JIS, DIN (Unit: mm)

mm	inch	d	D	D ₁	D ₂	D ₃	L	H	H ₁	H ₂	H ₃	I	A ₁	A ₂	Number of Handle Wheel Rotation	GEAR BOX TYPE
400	16	406	600	470	235	300	169	392	300	350	108	542	272	99.2	9.5	TYPE 3

JIS 10K						DIN PN10			
C	h	N standard bolt holes	n through bolt holes	n1		M	C	n	h
				one side	total				
510	27	16	14	2	4	M24	515	16	26

■ ANSI (Unit: inch)

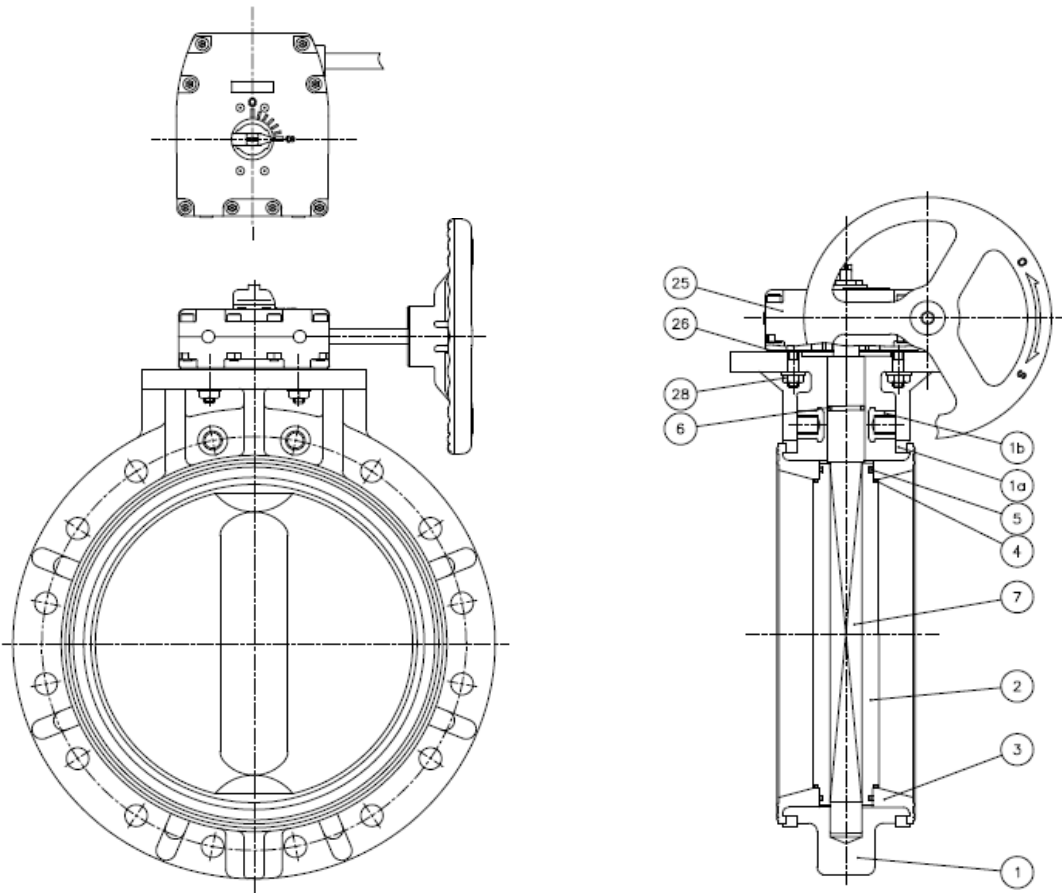
mm	inch	d	D	D ₁	D ₂	D ₃	L	H	H ₁	H ₂	H ₃	I	A ₁	A ₂	Number of Handle Wheel Rotation	GEAR BOX TYPE
400	16	15.98	23.62	18.50	9.25	11.81	6.65	15.43	11.81	13.78	4.25	21.33	10.71	3.91	9.5	TYPE 3

ANSI Class 150		
C	n	h
21.25	16	1.12

The shape and appearance of assembly differ a little with nominal size compared to this drawing.

Parts list

[GEAR TYPE]



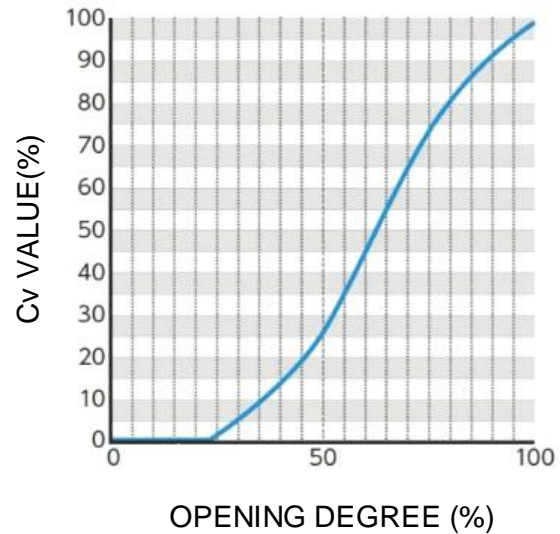
PART NO./NAME	QTY	MATERIAL
1 BODY	1	BODY / DISC PP / PP
2 DISC	1	PVDF / PVDF
3 SEAT	1	EPDM, FKM, Others
4 O-RING (A)	2	EPDM, FKM, Others
5 O-RING (B)	2	EPDM, FKM, Others
6 O-RING (C)	1	EPDM, FKM, Others
7 STEM	1	STAINLESS STEEL

PART NO./NAME	QTY	MATERIAL
25 GEAR BOX	1	PLASTIC etc.
26 GASKET (A)	1	EPDM
28 BOLT (C)	4	STAINLESS STEEL
1a RING	2	STEEL with epoxy powder coat.
1b INSERTED METAL OF BODY	4	COPPER ALLOY

Cv value for each opening degree

mm	400
inch	16
BUTTERFLY VALVE TYPE 56	8,340

The values shown are reference values, not guaranteed values.



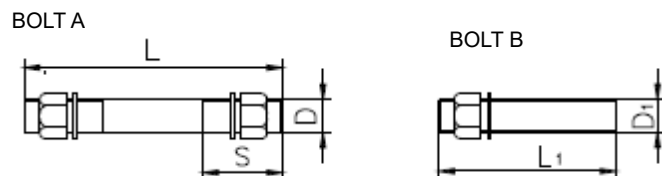
Operating torque

UNIT : N · m

mm	inch	Operation torque (O→S)	
		EPDM	FKM, FKM-F/C
400	16	760	1335

The values shown are reference values, not guaranteed values.

Dimension of bolt length (reference:recommended data)



■ JIS 10K

UNIT : mm

mm	inch	BOLT A			BOLT B		QTY		
		d	L	S	d ₁	L ₁	BOLT A	BOLT B	NUT / WASHER
400	16	M24	290	60	M24	120	14	4	32

The bolt dimension when a JIS B2238 "steel pipe flange" (nominal pressure 10K, corrugated) is used.
 The quantity of nuts and washers for Bolt A indicates the number of 2 sets (1 bolt / 2 nuts, 2 washers).
 The quantity for Bolt B indicate the number of 1 set (1 bolt / 1 nut, 1 washer).

Product weight list (reference)

TYPE 56 GEAR TYPE [MANUAL] Unit: kg

mm	inch	TYPE 56	
		PP	PVDF
400	16	36.0	46.0

Product model code list

ACTUATION	TYPE	OPERATING SYSTEM	BODY MATERIAL	SEAL MATERIAL	CONNECTION	STANDARD	SIZE
V	56	SG	*	*	W	*	400
:	:	:	:	:	:	:	:
V MANUAL VALVE	56 TYPE 56	SG GEAR TYPE	P PP F PVDF	E EPDM V FKM	W WAFER	1 JIS 10K D DIN A ANSI	400 400mm

Installation, Operation and Maintenance Manual

"For details of Installation, Operation and Maintenance, please contact our nearest distribution agent or sales office.